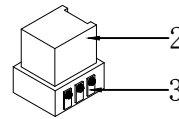
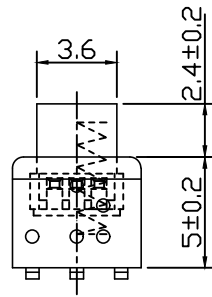


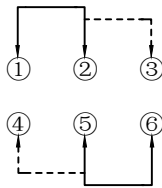
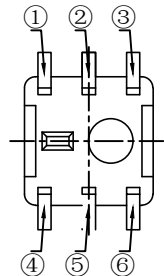
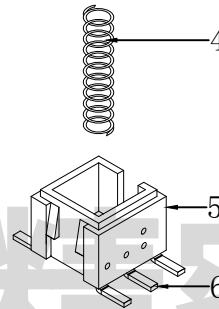
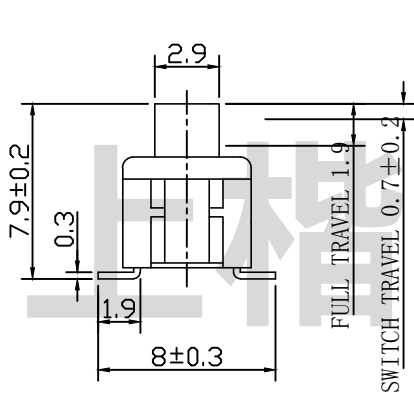
ELECTRICAL CHARACTERISTICS

1. RATING: DC 30V 0.1A
2. CONTACT RESISTANCE: 100mΩ MAX
3. INSULATION RESISTANCE: 100MΩ MIN
4. DIELECTRIC STRENGTH: AC 250V(50~60Hz)/60S

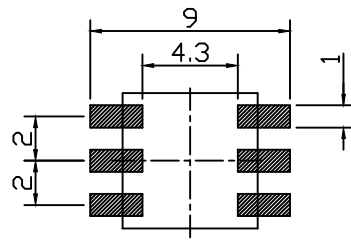


MECHANICAL CHARACTERISTICS

1. PRACTICAL TEMPERATURE RANG: -40℃~+85℃
2. OPERATING FORCE: 250±50gf
3. MECHANICAL LIFE: 20,000 cycles



SCHEMATIC



P. C. B LAYOUT

8				
7				
6	TERMINAL	BRASS	6	Ag PLATED
5	CASE	PPA	1	BLACK
4	SPRING	SUS	1	NATURAL
3	CONTACT	BRONZE	2	Ag PLATED
2	KNOB	PPA	1	BEIGE
1	COVER	PPA	1	BLACK
NO.	PART NAME	MATERIAL	QTY.	FINISHING

东莞市上楷精密电子有限公司
Dongguan Shangkai Precision Electronics Co., LTD

PART NAME		PUSH SWITCH		DRAWING	DWG.No.	SBICL
PART NO.		PB22E64N250WS1.9		CHECK	REV.	A1
UNIT : mm	TOLERANCE	UP TO 5	±0.2	ANGLE	APPROVAL	DATE
	OTHERWISE	ABOVE 5~30	±0.3		SCALE	2:1
		ABOVE 30	±0.5	0°±3'		1 OF 1
		ANGLE	±3'			